

*Playground Supervision Required

ASTM F1487-11

261 USERS

2-12

N/A

7441 Sq. Ft.

121'5" X 761'

9 FT.

GEORGE ELY ASSOCIATES
 P.O. Box 396
 Carlisle, PA 17013

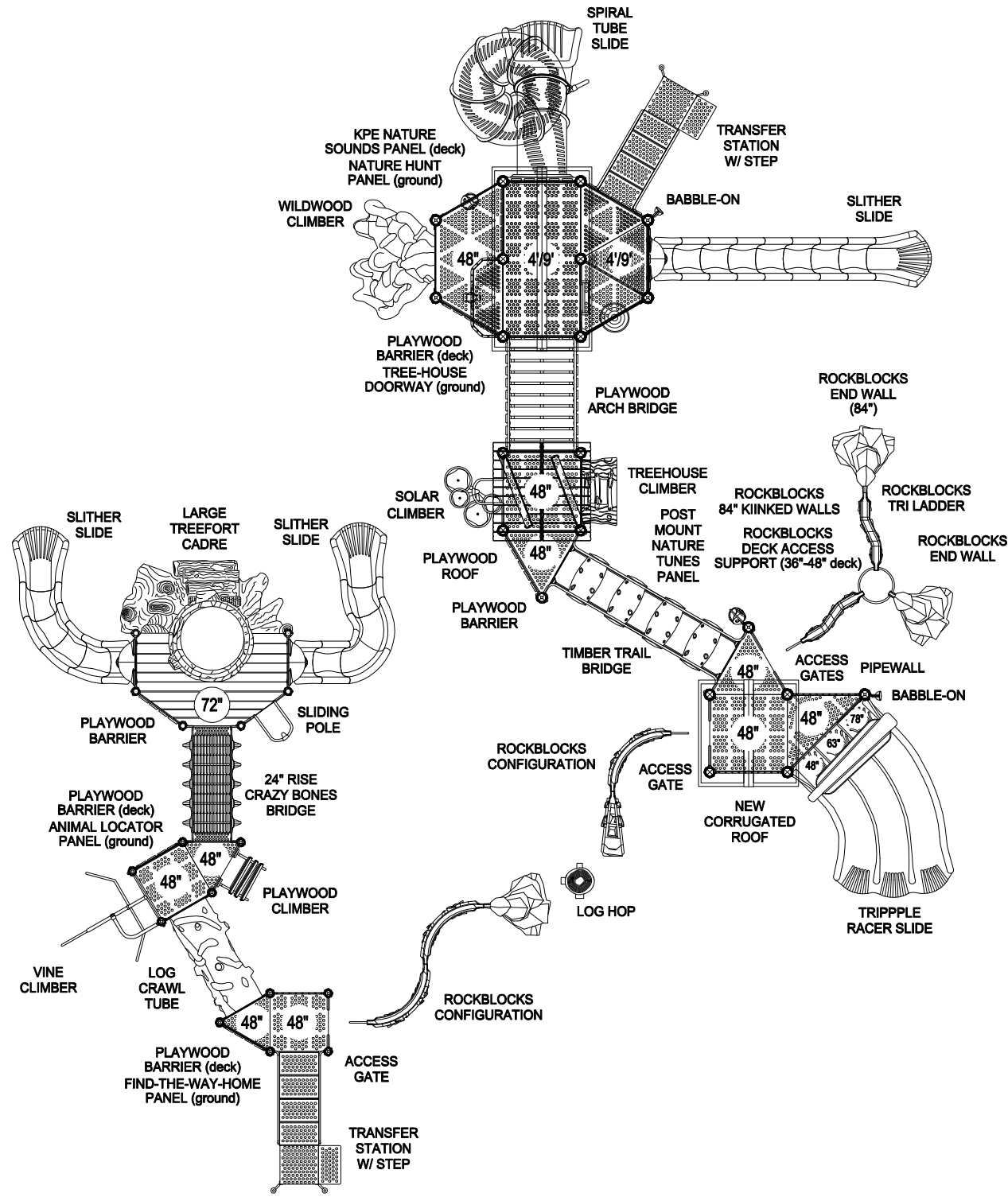


© 2007 Playworld Systems, Inc.
 Playworld™ is a brand of Playworld Systems, Inc.





PROJECT NO: 14-1852.ELY	REV: G	DATE: 16-OCT-14
SYSTEM: CHALLENGERS		SCALE: NOT TO SCALE
SITE PLAN		DRAWN BY: MICHAEL BORDNER

CHELSEA PLACE PARK





STONE HARBOR, NJ



*Playground Supervision Required

ASTM F1487-11
 261 USERS
 5-12
 47'1" X 60'4" X 21"

9 FT.
 7441 Sq. Ft.
 12'5" X 76'1"

GEORGE ELY ASSOCIATES
 P.O. Box 396
 Carlisle, PA 17013

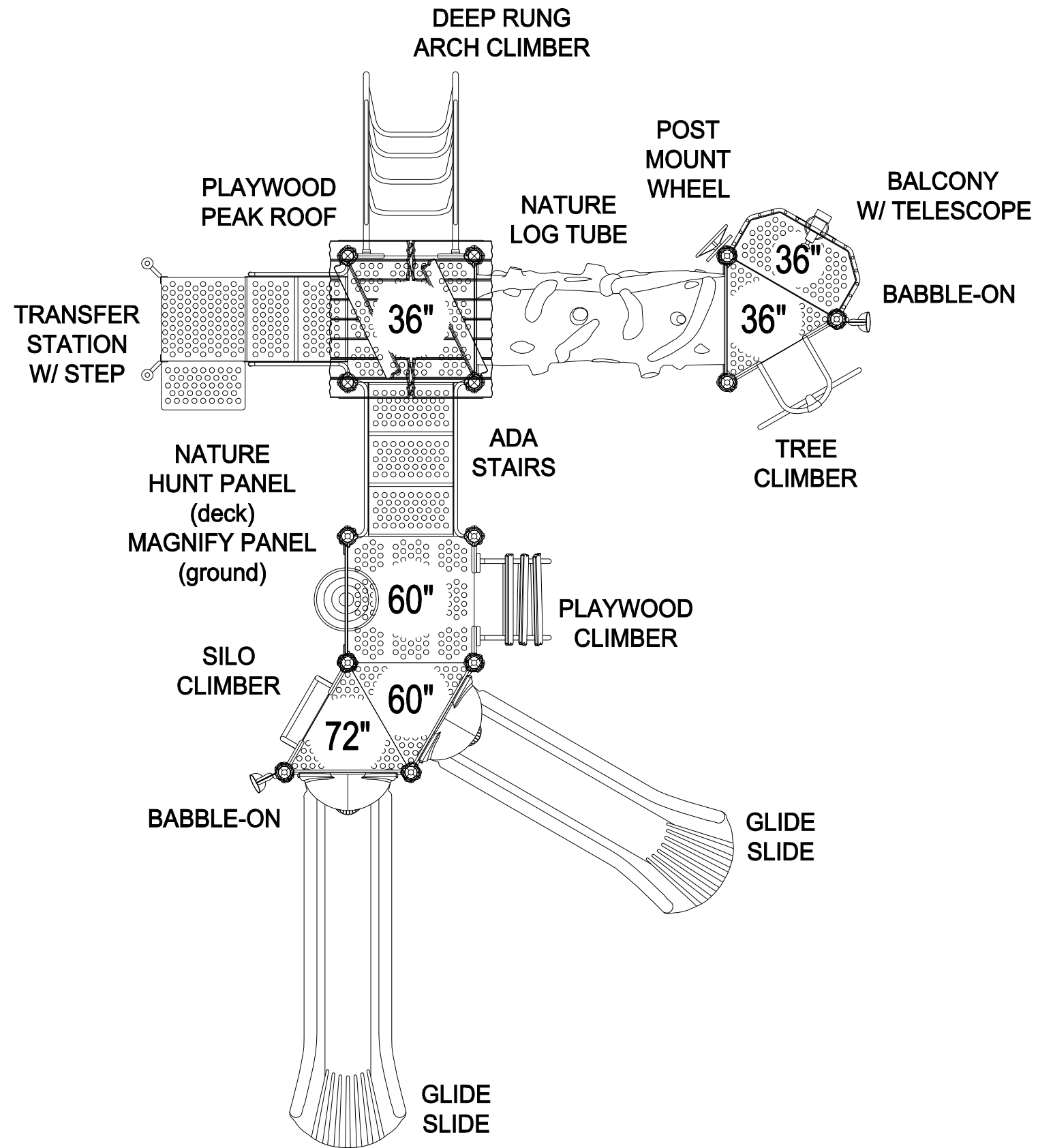
PLAYWORLD™

© 2007 Playworld Systems, Inc.
 Playworld™ is a brand of Playworld Systems, Inc.









CHELSEA PLACE PARK

STONE HARBOR, NJ

PROJECT NO: 14-1852.ELY	REV: G	DATE: 16-OCT-14
SYSTEM: CHALLENGERS		SCALE: NOT TO SCALE
SITE PLAN		DRAWN BY: MICHAEL BORDNER



*Playground Supervision Required

GEORGE ELY ASSOCIATES
 P.O. Box 396
 Carlisle, PA 17013

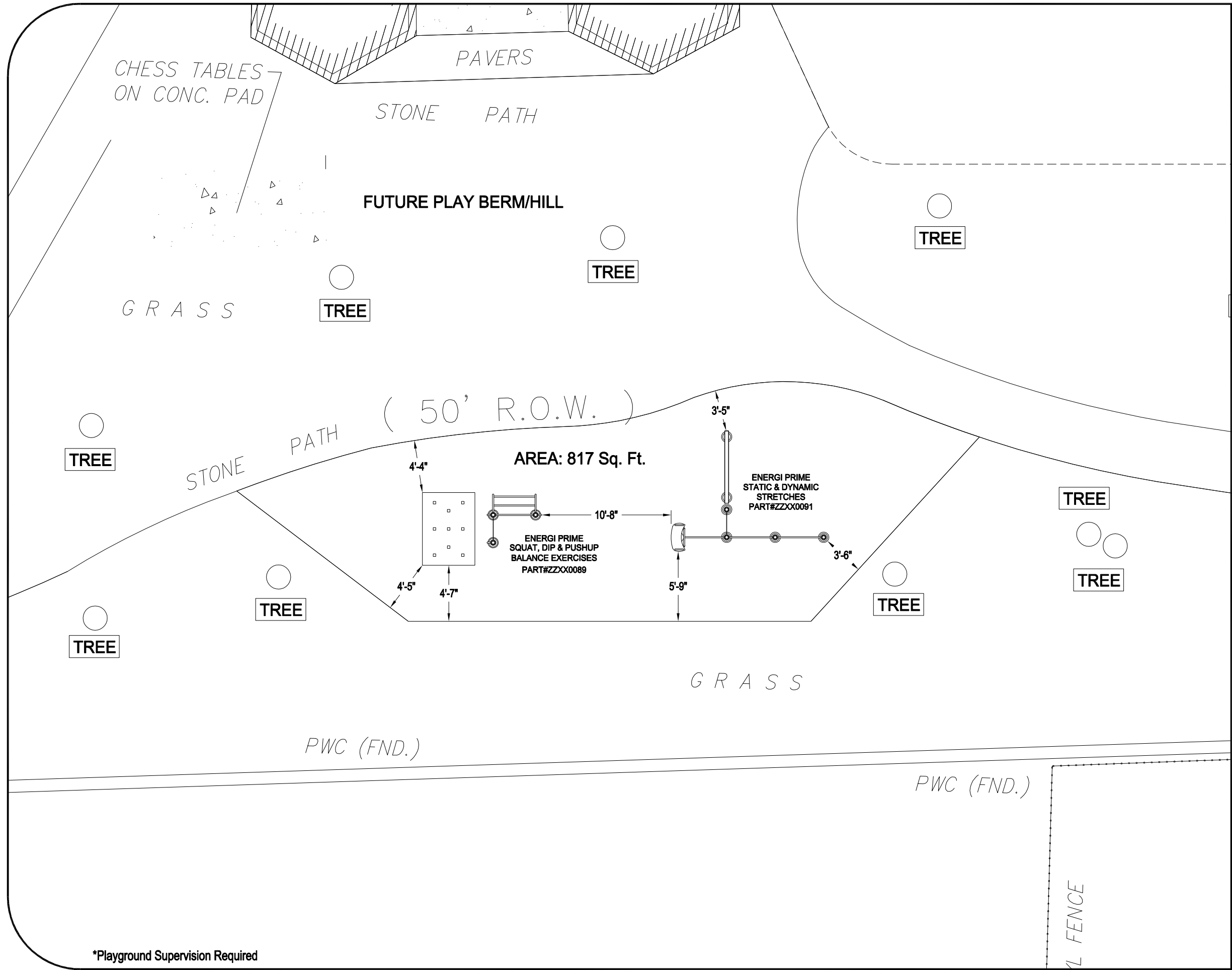
PROJECT NO: 14-1852.ELY	REV: G	DATE: 16-OCT-14
SYSTEM: CHALLENGERS		SCALE: NOT TO SCALE
SITE PLAN		DRAWN BY: MICHAEL BORDNER

PLAYWORLD™

© 2007 Playworld Systems, Inc.
Playworld™ is a brand of Playworld Systems, Inc.

CHELSEA PLACE PARK

STONE HARBOR, NJ



*Playground Supervision Required

ASTM F1487-11

261 USERS

2-5

179" X 259" X 10"

9 FT.

7441 Sq. Ft.

121'5" X 76'1"

GEORGE ELY ASSOCIATES
 P.O. Box 396
 Carlisle, PA 17013

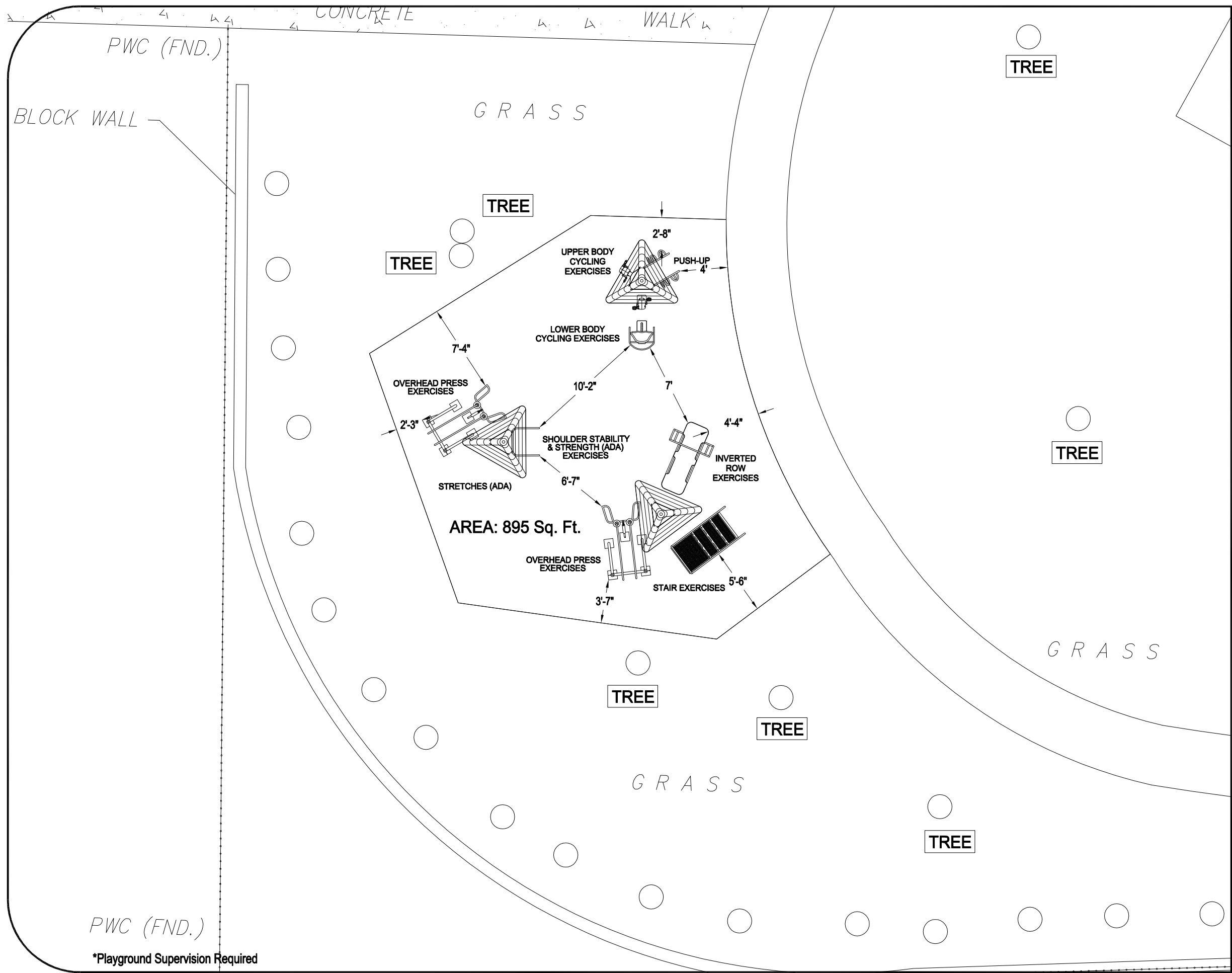



© 2007 Playworld Systems, Inc.
 Playworld™ is a brand of Playworld Systems, Inc.


PROJECT NO: 14-1852.ELY	REV: G	DATE: 16-OCT-14
SYSTEM: CHALLENGERS		SCALE: NOT TO SCALE
SITE PLAN		DRAWN BY: MICHAEL BORDNER


CHELSEA PLACE PARK


STONE HARBOR, NJ





- 


ASTM F1487-11
- 

2-5
- 

261 USERS
- 

179" X 259" X 10"
- 

7441 Sq. Ft.
- 

9 Ft.
- 

121'5" X 76'1"

GEORGE ELY ASSOCIATES
 P.O. Box 396
 Carlisle, PA 17013



© 2007 Playworld Systems, Inc.
Playworld™ is a brand of Playworld Systems, Inc.

PROJECT NO: 14-1852.ELY	REV: G	DATE: 16-OCT-14	SCALE: NOT TO SCALE
SYSTEM: CHALLENGERS		DRAWN BY: MICHAEL BORDNER	
SITE PLAN			

CHELSEA PLACE PARK

STONE HARBOR, NJ

PWC (FND.)

*Playground Supervision Required



Chelsea Place Park 14-1852G

Powder Coat



Chocolate

Lime

Plastic



Green

Beige

Chocolate

Choc.-Beige Choc.

Deck



Brown

Other



Green



ADA Compliant

GEA
 GEORGE ELY ASSOCIATES
 Athletic, Park and Playground Equipment

P: 800.262.8448
 F: 717.243.0439
 ely@gea.net
 P.O. Box 396
 Carlisle, PA 17013
 GeorgeElyAssociates.com





Chelsea Place Park 14-1852G

Powder Coat



Chocolate

Lime

Plastic



Green

Beige

Chocolate


Choc.-Beige Choc.

Deck



Brown

Other



Green



ADA Compliant

GEA
 GEORGE ELY ASSOCIATES
 Athletic, Park and Playground Equipment



P: 800.262.8448
 F: 717.243.0439
 ely@gea.net
 P.O. Box 396
 Carlisle, PA 17013
 GeorgeElyAssociates.com





Chelsea Place Park 14-1852G

Powder Coat



Chocolate Lime

Plastic



Green Beige Chocolate Choc.-Beige Choc.

Deck



Brown

Other



Green



ADA Compliant

GEA
 GEORGE ELY ASSOCIATES
 Athletic, Park and Playground Equipment

P: 800.262.8448
 F: 717.243.0439
 ely@gea.net
 P.O. Box 396
 Carlisle, PA 17013
 GeorgeElyAssociates.com





Chelsea Place Park 14-1852G

Powder Coat



Chocolate

Lime

Plastic



Green

Beige

Chocolate


Choc.-Beige Choc.

Deck



Brown

Other



Green



ADA Compliant

GEA
 GEORGE ELY ASSOCIATES
 Athletic, Park and Playground Equipment

P: 800.262.8448
 F: 717.243.0439
 ely@gea.net
 P.O. Box 396
 Carlisle, PA 17013
 GeorgeElyAssociates.com





Chelsea Place Park 14-1852G

Powder Coat



Chocolate

Lime

Plastic



Green

Beige

Chocolate


Choc.-Beige Choc.

Deck



Brown

Other



Green



ADA Compliant

GEA
 GEORGE ELY ASSOCIATES
 Athletic, Park and Playground Equipment

P: 800.262.8448
 F: 717.243.0439
 ely@gea.net
 P.O. Box 396
 Carlisle, PA 17013
 GeorgeElyAssociates.com





Chelsea Place Park 14-1852G

Powder Coat



Chocolate

Lime

Plastic



Green

Beige

Chocolate


Choc.-Beige Choc.

Deck



Brown

Other



Green



ADA Compliant

GEA
 GEORGE ELY ASSOCIATES
 Athletic, Park and Playground Equipment

P: 800.262.8448
 F: 717.243.0439
 ely@gea.net
 P.O. Box 396
 Carlisle, PA 17013
 GeorgeElyAssociates.com





Chelsea Place Park 14-1852G

Powder Coat



Chocolate

Lime

Plastic



Green

Beige

Chocolate


Choc.-Beige Choc.

Deck



Brown

Other



Green



ADA Compliant

GEA
 GEORGE ELY ASSOCIATES
 Athletic, Park and Playground Equipment

P: 800.262.8448
 F: 717.243.0439
 ely@gea.net
 P.O. Box 396
 Carlisle, PA 17013
 GeorgeElyAssociates.com





Chelsea Place Park 14-1852G

Powder Coat



Chocolate

Lime

Plastic



Green

Beige

Chocolate


Choc.-Beige Choc.

Deck



Brown

Other



Green



ADA Compliant

GEA
 GEORGE ELY ASSOCIATES
 Athletic, Park and Playground Equipment

P: 800.262.8448
 F: 717.243.0439
 ely@gea.net
 P.O. Box 396
 Carlisle, PA 17013
 GeorgeElyAssociates.com





Chelsea Place Park 14-1852G

Powder Coat



Chocolate

Lime

Plastic



Green

Beige

Chocolate


Choc.-Beige Choc.

Deck



Brown

Other



Green



ADA Compliant

GEA
 GEORGE ELY ASSOCIATES
 Athletic, Park and Playground Equipment

P: 800.262.8448
 F: 717.243.0439
 ely@gea.net
 P.O. Box 396
 Carlisle, PA 17013
 GeorgeElyAssociates.com

